



Choosing the Right Roofing

Contractor:

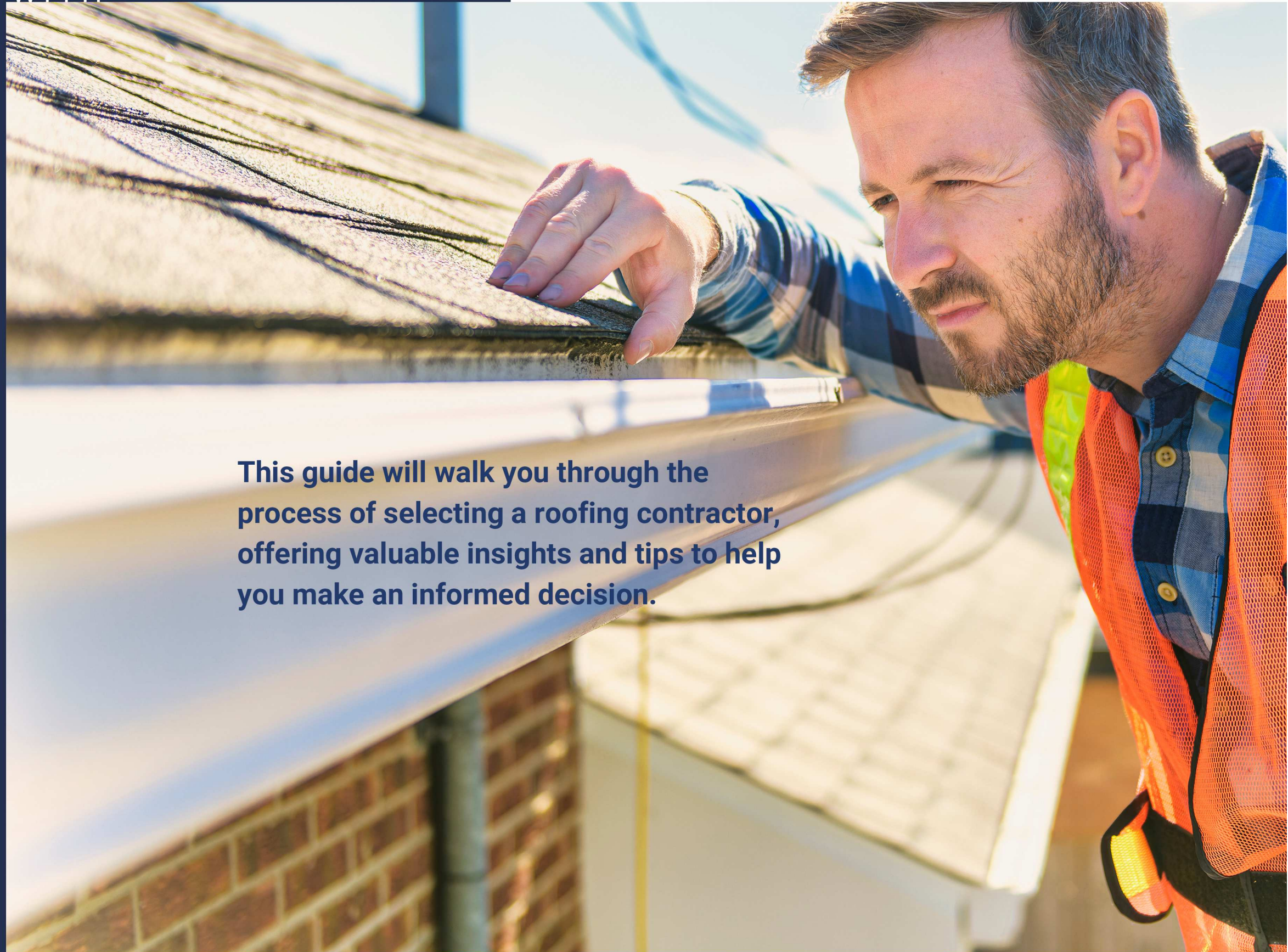
A Guide for Homeowners



PROTECT WHAT MATTERS MOST WITH
VALIANT ROOF

WELCOME TO VALIANT ROOFS

Your home's roof is one of its most critical components. It provides protection against the elements, ensures energy efficiency, and contributes to the overall aesthetics and value of your property. When it comes time to repair or replace your roof, choosing the right contractor is essential to ensure that the job is done correctly, efficiently, and within budget.



This guide will walk you through the process of selecting a roofing contractor, offering valuable insights and tips to help you make an informed decision.



PROTECT WHAT MATTERS MOST WITH
VALIANT ROOF

TABLE OF CONTENTS

1. Understanding Your Roofing Needs
2. Researching Roofing Contractors
3. Getting and Comparing Quotes
4. Questions to Ask Potential Contractors
5. Understanding Roofing Warranties
6. Checking References and Reviews
7. The Installation Process
8. Post-Installation Considerations
9. Common Roofing Mistakes to Avoid
10. Conclusion



PROTECT WHAT MATTERS MOST WITH
VALIANT ROOF

1. UNDERSTANDING YOUR ROOFING NEEDS

TYPES OF ROOFING MATERIALS

SIGNS YOU NEED A NEW ROOF

BENEFITS OF ROOFING UPGRADES



PROTECT WHAT MATTERS MOST WITH
VALIANT ROOF

TYPES OF ROOFING MATERIALS



Before you start looking for a contractor, it's important to understand the different types of roofing materials available.

The most common options in cold weather climates are asphalt shingles, metal roofing, wood shingles, and slate.

Asphalt Shingles: Affordable and available in a variety of colors and styles. They are a popular choice due to their cost-effectiveness and ease of installation.

Metal Roofing: Durable and long-lasting, metal roofs can be made from aluminum, steel, or copper. They are resistant to extreme weather conditions and can be energy-efficient.

Wood Shingles and Shakes: These offer a natural aesthetic and good insulation but require more maintenance and can be susceptible to rot.

Luxury Alternatives: These options include stone-coated steel & composite tile, like Decra & DaVinci, and can give your home an elevated look with superior durability.



PROTECT WHAT MATTERS MOST WITH
VALIANT ROOF

SIGNS YOU NEED A NEW ROOF



Recognizing when it's time to replace your roof can prevent more serious issues down the line.

The most common signs of roof issues include missing or damaged shingles, leaks and water damage, and asphalt granules in your gutter system.

Missing or Damaged Shingles: Shingles that are cracked, curled, or missing can indicate that the roof needs repair or replacement.

Leaks and Water Damage: Stains on your ceiling or walls may suggest a leak. Persistent leaks can lead to significant structural damage if not addressed promptly.

Granules in Gutters: Excess granules (sometimes called "shingle sediment") in your gutters or downspouts indicate that your shingles are deteriorating.



PROTECT WHAT MATTERS MOST WITH
VALIANT ROOF

BENEFITS OF ROOFING UPGRADES



Upgrading your roof can provide numerous benefits, including improved energy efficiency, increased property values, and make your home a safer, more secure place to live.

Improved Energy Efficiency: Newer roofing materials can better insulate your home, reducing energy costs.

Increased Property Value: A new roof can enhance curb appeal and potentially increase the resale value of your home.

Enhanced Safety and Protection: Modern roofing systems offer better protection against weather elements and potential hazards.



PROTECT WHAT MATTERS MOST WITH
VALIANT ROOF

2. RESEARCHING **ROOFING** **CONTRACTORS**

QUALIFICATIONS AND CERTIFICATIONS

CHECKING FOR INSURANCE AND LICENSING

EVALUATING EXPERIENCE AND REPUTATION



PROTECT WHAT MATTERS MOST WITH
VALIANT ROOF

THE IMPORTANCE OF COMPANY BRANDING

Reliable companies have an online presence, and carry their branding across the entire company. This includes:

Professional Website: These days, a website is a minimum business requirement. You need to be able to contact your roofer should something go wrong. A website should provide contact information, and be consistently branded with the company's vehicles, uniforms, etc.

Branded Vehicles, Uniforms, and Other Equipment: Roofers in an unmarked truck, without a company logo on their shirt, & who don't have company literature is likely someone who will do cheap work, and isn't easy to locate when it comes time for warranted work.





PROTECT WHAT MATTERS MOST WITH
VALIANT ROOF

QUALIFICATIONS AND CERTIFICATIONS

When evaluating roofing contractors, important aspects to consider are their qualifications and certifications.



Manufacturer Certifications: These certifications indicate that the contractor is trained to install specific brands of roofing materials correctly.

Professional Associations: Membership in professional associations, such as the National Roofing Contractors Association (NRCA), can be a sign of a reputable contractor.



PROTECT WHAT MATTERS MOST WITH
VALIANT ROOF

CHECKING FOR INSURANCE AND LICENSING



Ensure that the contractor has the necessary licenses and insurance to perform the work. This includes:

General Liability Insurance: Protects you from potential damages or accidents that may occur during the roofing project.

Workers' Compensation Insurance: Covers medical costs if a worker is injured while working on your roof.

Valid Business License: Confirms that the contractor is legally authorized to operate in your area.



PROTECT WHAT MATTERS MOST WITH
VALIANT ROOF

EVALUATING EXPERIENCE AND REPUTATION



Ensure that the contractor has the necessary licenses and insurance to perform the work. This includes:

Years in Business: Contractors with a longer history are often more reliable and experienced.

Customer Reviews and Testimonials: Read online reviews and ask for references to gauge customer satisfaction and the quality of work.



PROTECT WHAT MATTERS MOST WITH
VALIANT ROOF

3. GETTING AND COMPARING QUOTES

WHAT TO EXPECT IN A ROOFING QUOTE

HOW TO COMPARE QUOTES

THE IMPORTANCE OF A DETAILED CONTRACT



PROTECT WHAT MATTERS MOST WITH
VALIANT ROOF

WHAT TO EXPECT IN A ROOFING QUOTE

A detailed roofing quote should include material costs, labor costs, and additional related expenses.



MATERIALS BREAKDOWN

A detailed breakdown of what materials and brands that will be installed.



LABOR COSTS

The cost of labor for removing the old roof and installing the new one.




ADDITIONAL EXPENSES

Costs for permits, disposal of old materials, and any potential unexpected issues.



PROTECT WHAT MATTERS MOST WITH
VALIANT ROOF

HOW TO COMPARE QUOTES



When comparing quotes, consider:

Total Cost: Don't just look at the bottom line. Evaluate what's included in each quote.

Scope of Work: Ensure that each quote outlines the same scope of work and materials to make an accurate comparison.

Payment Terms: Understand the payment schedule and terms to avoid potential disputes.

Owner's Reputation: A warranty is only as good as the name behind it. Do you know the owner's name & do they have any bankruptcies or collections against them?



PROTECT WHAT MATTERS MOST WITH
VALIANT ROOF

THE IMPORTANCE OF A DETAILED CONTRACT



A well-written contract should include:

Detailed Scope of Work: Specific details about what work will be done and the materials used.

Payment Schedule: Clearly outlined payment terms, including any deposit requirements.

Project Timeline: Estimated start and completion dates for the project.

Warranty Information: Details about the warranties for both materials and labor.



PROTECT WHAT MATTERS MOST WITH
VALIANT ROOF

4. QUESTIONS TO ASK POTENTIAL CONTRACTORS

KEY QUESTIONS TO CONSIDER

RED FLAGS TO WATCH FOR

ENSURING QUALITY AND COMPLIANCE



PROTECT WHAT MATTERS MOST WITH
VALIANT ROOF

KEY QUESTIONS TO CONSIDER

When interviewing potential contractors, ask:



HOW LONG HAVE YOU BEEN IN BUSINESS?



**WHAT STEPS DO YOU TAKE TO ENSURE
THE QUALITY OF YOUR WORK?**



**CAN YOU PROVIDE REFERENCES
FROM RECENT PROJECTS?**



**WILL YOU OBTAIN THE NECESSARY
PERMITS FOR THE PROJECT?**



**WHO IS THE OWNER, AND ARE THEY
REPUTABLE?**



PROTECT WHAT MATTERS MOST WITH
VALIANT ROOF

RED FLAGS TO WATCH FOR

Be cautious of contractors who fall into one or more of these categories:



Unusually Low Bids: Extremely low bids can be a sign of subpar materials or hidden costs.

Lack of Licensing or Insurance: Avoid contractors who cannot provide proof of licensing and insurance.

Pressure Tactics: Contractors who pressure you to make a quick decision or pay upfront should be avoided.



A Company with No Public Image: Roofers without company logos & literature could be hiding something, or be one of the notorious contractors who change their name every few years. These tactics are a giant red flag.



PROTECT WHAT MATTERS MOST WITH
VALIANT ROOF

ENSURING QUALITY AND COMPLIANCE



To protect your investment:

Verify the contractor's references and past work.

Confirm that all necessary permits are secured.

Ensure the contractor adheres to industry standards and best practices throughout the project.



PROTECT WHAT MATTERS MOST WITH
VALIANT ROOF

5. UNDERSTANDING ROOFING WARRANTIES

TYPES OF WARRANTIES

WHAT IS COVERED

HOW TO MAKE A WARRANTY CLAIM



PROTECT WHAT MATTERS MOST WITH
VALIANT ROOF

TYPES OF WARRANTIES



Roofing warranties generally fall into two categories:

Manufacturer's Warranty: Covers defects in the roofing materials. This warranty varies by manufacturer and product.

Workmanship Warranty: Covers issues related to the installation of the roof. This warranty is provided by the contractor and can vary in length.



PROTECT WHAT MATTERS MOST WITH
VALIANT ROOF

WHAT IS COVERED COVERED



Roofing warranties generally fall into two categories:

Manufacturer's Warranties: Typically cover material defects. These can be issues such as premature aging or manufacturing defects.

Workmanship Warranties: Usually cover installation errors and problems caused by improper installation, such as leaks or premature failure.



PROTECT WHAT MATTERS MOST WITH
VALIANT ROOF

HOW TO MAKE A WARRANTY CLAIM



To make a warranty claim:

Know Your Contractor: If you don't know who the owner is, they could offer a lifetime warranty and you'll never be able to enforce it.

Keep Documentation: Maintain records of the warranty, invoices, and any correspondence with the contractor or manufacturer.

Contact the Manufacturer or Contractor: Follow the specific process outlined in the warranty for submitting a claim.

Document the Issue: Provide evidence of the issue, such as photographs and written descriptions.



PROTECT WHAT MATTERS MOST WITH
VALIANT ROOF

6. CHECKING REFERENCES AND REVIEWS

HOW TO FIND RELIABLE REVIEWS

**IMPORTANCE OF SPEAKING TO
PREVIOUS CLIENTS**

**IMPORTANCE OF REVIEWS AND
REFERENCES**



PROTECT WHAT MATTERS MOST WITH
VALIANT ROOF

HOW TO FIND RELIABLE REVIEWS

Look for reviews on multiple platforms, so you get a full picture of the satisfaction of previous customers.



GOOGLE AND YELP

These platforms often provide a broad range of customer feedback.



BETTER BUSINESS BUREAU (BBB)

Check for any complaints or ratings.




SOCIAL MEDIA

Local community groups can offer insights into a contractor's reputation.



PROTECT WHAT MATTERS MOST WITH
VALIANT ROOF

IMPORTANCE OF REVIEWS AND REFERENCES



Speak directly with previous clients to:

Verify Credibility: Reviews and references help ensure the contractor's reliability.

Compare Feedback: Consistent positive feedback can be a strong indicator of quality.

Avoid Potential Issues: Identifying recurring complaints can help you steer clear of problematic contractors.



PROTECT WHAT MATTERS MOST WITH
VALIANT ROOF

IMPORTANCE OF SPEAKING TO PREVIOUS CLIENTS



Speak directly with previous clients to:

Ask About Their Experience:

Inquire about the quality of work, professionalism, and adherence to timelines.

Get Recommendations: Request recommendations for contractors or materials based on their experience.



PROTECT WHAT MATTERS MOST WITH
VALIANT ROOF

7. THE INSTALLATION PROCESS

WHAT TO EXPECT DURING INSTALLATION

PREPARING YOUR HOME FOR ROOF WORK

ADDITIONAL PREPARATION



PROTECT WHAT MATTERS MOST WITH
VALIANT ROOF

WHAT TO EXPECT DURING INSTALLATION



During the installation process:

Preparation: The contractor should protect your landscaping and remove old roofing materials.

Inspection: The roof deck will be inspected for damage before new materials are installed.

Installation: New roofing materials will be installed according to manufacturer guidelines and best practices.



PROTECT WHAT MATTERS MOST WITH
VALIANT ROOF

PREPARING YOUR HOME FOR ROOF WORK



Clear the Area: Remove vehicles and outdoor furniture from around the work area.



Secure Pets and Children: Keep pets and children away from the construction zone for safety.



Inform Neighbors: Let your neighbors know about the upcoming work to minimize disruptions.



Protecting Your Home Interior: Dust and debris can fall into your attic during the roofing process, so cover any stored items with tarps or drop cloths.




Secure Fragile Items: Vibrations from the work can cause pictures, mirrors, or other fragile items to fall. Consider temporarily removing these from your walls.



PROTECT WHAT MATTERS MOST WITH
VALIANT ROOF

ADDITIONAL PREPARATION



As well as prepping your home, you'll want to check these:

Check the Forecast: Roofing work is weather-dependent, so ensure the project is scheduled during a period of clear weather. Rain or high winds can delay the installation.

Prepare for Delays: Even with careful planning, unexpected weather changes can cause delays, so be prepared for the possibility of a longer timeline.

Contractor Communication: Discuss details with your contractor so you know exactly what to expect. Review the scope of work, timeline, and any special instructions with your contractor before the project begins.



PROTECT WHAT MATTERS MOST WITH
VALIANT ROOF

8. POST-INSTALLATION CONSIDERATIONS

INSPECTING THE COMPLETED WORK

ADDRESSING POTENTIAL ISSUES

ROUTINE MAINTENANCE TIPS



PROTECT WHAT MATTERS MOST WITH
VALIANT ROOF

INSPECTING THE COMPLETED WORK

After the installation:

Conduct a Walk-Through: Review the work with the contractor to ensure everything meets your expectations.

Check for Debris: Ensure that the contractor has cleaned up all debris and disposed of old materials properly.





PROTECT WHAT MATTERS MOST WITH
VALIANT ROOF

ADDRESSING POTENTIAL ISSUES



After the installation:

Contact the Contractor: Address concerns with the contractor as soon as possible to resolve any problems.

Review Warranty Coverage: Verify what is covered under your warranty and follow the procedure for filing a claim if needed.

Document Issues: Take photographs and keep a detailed record of any problems to support your case if you need to make a warranty claim or dispute a charge.



PROTECT WHAT MATTERS MOST WITH
VALIANT ROOF

ROUTINE MAINTENANCE TIPS

Regular maintenance can extend the life of your roof. Consider these tips:



Inspect Your Roof Regularly: Check for damaged shingles, debris, and signs of wear. Perform inspections at least twice a year and after major storms.



Clean Gutters: Keep gutters and downspouts free of debris to prevent water damage and ice dams.



Trim Overhanging Branches: Trim trees near your roof to prevent branches from causing damage.



Check for Moss or Algae: Remove moss and algae promptly to avoid damage to roofing materials.



PROTECT WHAT MATTERS MOST WITH
VALIANT ROOF

9. COMMON ROOFING MISTAKES TO AVOID

AVOIDING LOW-BID CONTRACTORS


ENSURING PROPER ROOF VENTILATION

AVOIDING DIY ROOF REPAIRS



PROTECT WHAT MATTERS MOST WITH
VALIANT ROOF

AVOIDING LOW-BID CONTRACTORS



Opting for the lowest bid can be tempting, but it often comes with risks:

Hidden Costs: Low bids may exclude essential services or materials, leading to unexpected costs.

Quality Issues: A lower price may mean using inferior materials or substandard workmanship.

Incomplete Work: Some low-bid contractors may cut corners, resulting in incomplete or inadequate work.




PROTECT WHAT MATTERS MOST WITH
VALIANT ROOF

ENSURING PROPER ROOF VENTILATION

Good ventilation is crucial for roof longevity and home comfort.

Check for Adequate Ventilation: Ensure that your roof has proper ventilation to prevent heat and moisture buildup.

Consult with Professionals: Have your contractor evaluate your roof's ventilation system and make necessary adjustments.





PROTECT WHAT MATTERS MOST WITH
VALIANT ROOF

AVOIDING DIY ROOF REPAIRS



While DIY projects can be appealing, roofing repairs require expertise.

Safety Risks: Working on a roof can be dangerous without proper training and equipment.

Potential for Mistakes: Inadequate repairs can lead to more significant issues and higher costs down the road.

Warranty Concerns: DIY repairs may void your warranty if not performed by a licensed professional.



PROTECT WHAT MATTERS MOST WITH
VALIANT ROOF

10. CONCLUSION

**SOME ADDITIONAL TIPS FOR
CHOOSING THE RIGHT CONTRACTOR**



PROTECT WHAT MATTERS MOST WITH
VALIANT ROOF

FINAL TIPS FOR CHOOSING THE RIGHT CONTRACTOR

Choosing the right roofing contractor is a critical decision that can impact the safety, functionality, and value of your home. By following the guidelines outlined in this guide, you can make an informed choice and ensure that your roofing project is completed to your satisfaction.

Do Your Research: Take the time to research and compare contractors, materials, and quotes.

Ask the Right Questions: Ensure you understand the contractor's qualifications, experience, and warranty offerings.

Get Everything in Writing: Make sure all details are documented in the contract, including the scope of work, costs, and timelines.

Trust Your Instincts: Choose a contractor who communicates effectively, provides clear answers, and shows professionalism.



PROTECT WHAT MATTERS MOST WITH
VALIANT ROOF

ABOUT OUR COMPANY



Unmatched Quality: We use only the highest quality materials and the most advanced techniques to ensure your roof stands strong against the elements.



Expert Craftsmanship: Our team of skilled professionals has installed over 500 roofs, and is dedicated to providing meticulous, top-tier workmanship on every project.



Timely Service: We value your time and will complete your roofing project efficiently, without compromising on quality.



Comprehensive Warranty: Enjoy peace of mind with our robust warranty that covers both materials and labor.



Customer Satisfaction: Your satisfaction is our top priority. We are committed to addressing your needs and concerns promptly and effectively.



Thank you for reading "Choosing the Right Roofing Contractor: A Guide for Homeowners." We hope this guide has been helpful in navigating the process of selecting a roofing contractor and ensuring a successful roofing project.

“ Our values as a company come from our faith, love, honesty, respect for family, and the dream that became Valiant Roofing. Thank you for trusting us with your home.
— Josiah & Paulina Oelerich-Valenica, Owners





CONTACT US

For further assistance or to schedule a consultation with a certified roofing professional, please contact us at:

Valiant Roofs

Phone: 651-226-2263

Email: quote@valiantroofs.com

Website: www.valiantroofs.com

Address:

6701 W 23rd St

Saint Louis Park, MN 55426

We're here to help with all your roofing needs and ensure that your home remains safe and secure.

